



PANTHER EQUIPMENT

2016 PRICE LIST

Qty	Item Number	Description	Price
	ATP-100	AdapTech™ Premier Wand System – Package includes base wand with stainless steel ball valve, ergonomic handle, dual plane swivel, quick-connect couplers with plug, single tip, dual tip, 24" and 36" AutoFlow™ attachments with strip brushes. Circle tip selections below. Single Tip: 1/4" 3/8" 80/40 80/50 80/70 Dual Tip: 1/4" 3/8" 80/40 80/50 80/70	\$775
	ATW-100	AdapTech™ Complete Wand System – Package includes base wand with stainless steel ball valve, ergonomic handle, dual plane swivel, quick-connect couplers with plug, single tip, dual tip, and 24" AutoFlow™ attachment with strip brush. Circle tip selections below. Single Tip: 1/4" 3/8" 80/40 80/50 80/70 Dual Tip: 1/4" 3/8" 80/40 80/50 80/70	\$575
	ATW-150	AdapTech™ Complete Wand System with 36" AutoFlow™ attachment. Circle tip selections below. Single Tip: 1/4" 3/8" 80/40 80/50 80/70 Dual Tip: 1/4" 3/8" 80/40 80/50 80/70	\$625
	ATC-100	AdapTech™ Core Wand System – Package includes base wand with brass ball valve, ergonomic handle, quick-connect couplers, single tip and 24" AutoFlow™ attachment with strip brush. Circle tip selection below. Single Tip: 1/4" 3/8" 80/40 80/50 80/70	\$450
	ATC-150	AdapTech™ Core Wand System with 36" AutoFlow™ attachment. Circle tip selection below. Single Tip: 1/4" 3/8" 80/40 80/50 80/70	\$500
	BSV-100	Brass squeeze valve upgrade – when purchased with ATW-100 or ATW-150	\$85
	ATB-200	AdapTech™ Base Wand System – Package includes base wand with stainless steel ball valve, ergonomic handle and dual plane swivel	\$320
	BSV-200	Brass squeeze valve upgrade – when purchased with ATB-200	\$90
	STA-200	Single tip attachment – complete. Circle tip selection. 1/4" 3/8" 80/40 80/50 80/70	\$35
	DTA-200	Dual tip attachment – complete. Circle tip selection. 1/4" 3/8" 80/40 80/50 80/70	\$225
	AFA-200	24" AutoFlow™ attachment – complete. Includes strip brush	\$275
	AFB-200	36" AutoFlow™ attachment – complete. Includes strip brush	\$325
	SBV-200	Stainless steel ball valve	\$55
	BSV-250	Brass squeeze valve	\$125
	SWL-200	Dual plane swivel	\$55
	HDL-200	Ergonomic handle with rubber grip & thumb screw	\$55
	TMB-200	Replacement thumb screw for handle	\$5
	RBA-200	Replacement brush for 24" AutoFlow™ attachment (36" strip brush)	\$25
	RBB-200	Replacement brush for 36" AutoFlow™ attachment (48" strip brush)	\$30
	QCM-200	Male quick-connect coupler	\$15
	QCF-200	Female quick-connect coupler	\$20
	QCP-200	Male quick-connect plug	\$15
	HOS-200	100' 3/4" application hose with swivel fittings and bend restrictors on both ends	\$350
	FOR-200	1/4" Spray tip 80/40	\$7
	FIF-200	1/4" Spray tip 80/50	\$7
	SEV-200	1/4" Spray tip 80/70	\$7
	FOR-250	3/8" Spray tip 80/40	\$9
	FIF-250	3/8" Spray tip 80/50	\$9
	SEV-250	3/8" Spray tip 80/70	\$9

Prices and specifications subject to change without notice, and do not include shipping charges. Minnesota residents add applicable sales tax.





TO PLACE AN ORDER: PLEASE CALL TOLL-FREE 888-99-PANTHER (888-997-2684), FAX THIS FORM TO 888-887-0067 OR EMAIL IT TO SALES@PANTHEREQUIPMENT.COM. ORDER CONFIRMATION WITH SHIPPING CHARGES AND TOTAL WILL BE FAXED OR EMAILED.

Name: _____ Company: _____

Address: _____ City: _____ State: _____ Zip: _____

Email: _____ Phone: _____ Fax: _____

Circle Credit Card Type:





 Credit Card Number: _____
 Expiration Date: _____ 3 Digit CVV Code (back of card): _____